


KONE DESIGN COLLECTION

Car interior design themes







A balanced approach ▲

Our elevator cars provide the perfect blend of good design and practical features.



Timeless harmony ▲

Warm, welcoming interiors that will stand the test of time.

Effortlessly ► stylish

A stylish, natural look that's durable and easy to maintain.



◀ A friendly, welcoming space

Combining natural colors with bold patterns creates a rich, warm ambiance.



Illuminating effect ▲

Premium lighting and high-quality finishes combine to create a stylish yet cozy environment.



Rich yet discreet ▲

Patterned, reflective finishes create a feeling of space and bring depth through detail.



The beauty of simplicity ▲

Clean, elegant designs created by marrying traditional colors with modern materials.





DESIGNED TO DELIGHT

Patterns that catch the eye. Finishes that enhance the look and feel of a building. Lighting that creates the perfect mood. Material combinations that inspire and delight. Make every elevator ride an inspiring and comfortable one with the KONE Design Collection.

DESIGNED TO ADD REAL VALUE

A well-designed elevator can have a huge impact on the way people connect with a building. Whether it's an apartment building, hotel, retail or office environment, when you provide people with a comfortable ride in a pleasant, accessible environment, it speaks volumes about a building and the values behind it.

A CAREFULLY CREATED COLLECTION

The KONE Design Collection is a versatile set of inspiring elevator interiors created by our in-house design team after years of research. Drawing on continuous studies of the latest trends in architecture, design and material technology, our team has created a diverse set of themes that appeal to a variety of tastes and are suitable for a wide range of environments.

ENDLESS POSSIBLE COMBINATIONS

Our unique patterns and material finishes have been created especially for KONE in close collaboration with our team of experts and our partners. Create your own interior by mixing and matching your favorite materials, colors, finishes and patterns with your choice of accessories and lighting solutions.



M	T	W	T	F	S	S
		1	2	3	4	5
6	7	8	9	10	11	12
13	14	15	16	17	18	19
20	21	22	23	24	25	26
27	28	29	30	31		





COOL VINTAGE

ENERGETIC DESIGNS THAT COMBINE THE BEST OF OLD AND NEW


Warm colors and bold prints are combined with a contemporary twist to create interiors that look to the past to create the future. Cool Vintage brings together textured stainless steels and bold printed and pearl laminates with cool and calming wall-washer LED lighting. These functional yet stylish designs are especially suitable for buildings with warm, welcoming interiors.





42009

REAR WALL: Graphic Bamboo (L210) printed laminate
SIDE WALLS: Platinum (L438) single toned laminate
CEILING: Rectangular, LED light panel (CL94) Brushed Stainless Steel (4SS)
HANDRAIL: Round, straight ends (HR61) Brushed Stainless Steel (4SS)
SKIRTING: Brushed Stainless Steel (4SS)




42010

REAR WALL: Orange Pop Up (L425) printed laminate
SIDE WALLS: Wallaby (L437) single toned laminate
CEILING: Round LED spotlights (CL88) Brushed Stainless Steel (4SS)
HANDRAIL: Round, straight ends (HR61) Brushed Stainless Steel (4SS)
SKIRTING: Brushed Stainless Steel (4SS)



42011

REAR WALL: Autumn High-rise (L426) printed laminate
SIDE WALLS: Wallaby (L437) single toned laminate
CEILING: Rectangular, LED light panel (CL94) Brushed Stainless Steel (4SS)
HANDRAIL: Round, straight ends (HR61) Brushed Stainless Steel (4SS)
SKIRTING: Brushed Stainless Steel (4SS)



42012

REAR WALL: Blue Pop Up (L424) printed laminate
SIDE WALLS: Platinum (L438) single toned laminate
CEILING: Round LED spotlights (CL88) Brushed Stainless Steel (4SS)
HANDRAIL: Round, straight ends (HR61) Brushed Stainless Steel (4SS)
SKIRTING: Brushed Stainless Steel (4SS)



43005

REAR WALL: Neutral White (L420) 3D laminate
SIDE WALLS: Golden Brushed Stainless Steel (SS1)
CEILING: Wall washer, LED spotlights (CL181) Brushed Stainless Steel (4SS)
HANDRAIL: Flat, straight ends (HR63) Brushed Stainless Steel (4SS)
SKIRTING: Brushed Stainless Steel (4SS)



43006

REAR WALL: Earth (L421) 3D laminate
SIDE WALLS: Golden Brushed Stainless Steel (SS1)
CEILING: Wall washer, LED spotlights (CL181) Brushed Stainless Steel (4SS)
HANDRAIL: Flat, straight ends (HR63) Brushed Stainless Steel (4SS)
SKIRTING: Brushed Stainless Steel (4SS)



43007


REAR WALL: Spectrum Red (L422) 3D laminate
SIDE WALLS: Brushed Stainless Steel (4SS)
CEILING: Wall washer, LED spotlights (CL181) Brushed Stainless Steel (4SS)
HANDRAIL: Flat, straight ends (HR63) Brushed Stainless Steel (4SS)
SKIRTING: Brushed Stainless Steel (4SS)



43008

REAR WALL: Black (L423) 3D laminate
SIDE WALLS: Brushed Stainless Steel (4SS)
CEILING: Wall washer, LED spotlights (CL181) Brushed Stainless Steel (4SS)
HANDRAIL: Flat, straight ends (HR63) Brushed Stainless Steel (4SS)
SKIRTING: Brushed Stainless Steel (4SS)





INDUSTRIAL CHIC


**SOPHISTICATED, CAPTIVATING INTERIORS THAT REFLECT, REWARD
AND INSPIRE**

Industrial Chic takes its inspiration from the cool sophistication of industrial design to create harmonious, functional interiors that capture the imagination. Colored, textured and brushed steel are blended with metallic laminates and contemporary lighting designs to speak volumes, but with a cool, quiet voice. These designs are the perfect match for buildings with sleek, modern interiors.



42005

REAR WALL: Flemish Linen (TS2) textured stainless steel
SIDE WALLS: Brushed Stainless Steel (4SS)
CEILING: Round LED spotlights (CL88) Brushed Stainless Steel (4SS)
HANDRAIL: Round, straight ends (HR61) Brushed Stainless Steel (4SS)
SKIRTING: Brushed Stainless Steel (4SS)



43010

REAR WALL: Golden Bamboo (ST41G) etched stainless steel
SIDE WALLS: Golden Brushed Stainless Steel (SS1)
CEILING: Large, uniform LED light panel (CL151) Golden Brushed Stainless Steel (SS1)
HANDRAIL: Flat, straight ends (HR63) Brushed Stainless Steel (4SS)
SKIRTING: Brushed Stainless Steel (4SS)



43012

REAR WALL: Silver High-rise (ST31S) etched stainless steel
SIDE WALLS: Brushed Stainless Steel (4SS)
CEILING: Rectangular LED spotlights (CL98) Brushed Stainless Steel (4SS)
HANDRAIL: Round, bent ends (HR64) Brushed Stainless Steel (4SS)
SKIRTING: Brushed Stainless Steel (4SS)





CLASSIC CHIC

RICH, TIMELESS DESIGNS BALANCING CLASSIC AND CONTEMPORARY


A collection of sophisticated, timeless designs that marry old and new to create a warm, harmonious ambiance, the Classic Chic collection blends wood-grain patterned or metallic laminate with stainless steel wall materials. These designs strike the perfect balance between warm, natural materials and cool, modern design techniques to create classic yet modern spaces.





42001

REAR WALL: Asian Sand (L413) wood laminate
SIDE WALLS: Asian Sand (L413) wood laminate
CEILING: Rectangular LED light panel (CL94) Brushed Stainless Steel (4SS)
HANDRAIL: Round, straight ends (HR61) Brushed Stainless Steel (4SS)
SKIRTING: Brushed Stainless Steel (4SS)



42002

REAR WALL: Amber Cherry (L417) wood laminate
SIDE WALLS: Amber Cherry (L417) wood laminate
CEILING: Round LED spotlights (CL88) Brushed Stainless Steel (4SS)
HANDRAIL: Round, straight ends (HR61) Brushed Stainless Steel (4SS)
SKIRTING: Brushed Stainless Steel (4SS)



42003

REAR WALL: Studio Teak (L414) wood laminate
SIDE WALLS: Brushed Stainless Steel (4SS)
CEILING: Rectangular LED light panel (CL94) Brushed Stainless Steel (4SS)
HANDRAIL: Round, straight ends (HR61) Brushed Stainless Steel (4SS)
SKIRTING: Brushed Stainless Steel (4SS)



42004

REAR WALL: Madagascar (L416) wood laminate
SIDE WALLS: Brushed Stainless Steel (4SS)
CEILING: Round LED spotlights (CL88) Brushed Stainless Steel (4SS)
HANDRAIL: Round, straight ends (HR61) Brushed Stainless Steel (4SS)
SKIRTING: Brushed Stainless Steel (4SS)





NOUVEAU GLAMOUR

VIVID AND STRIKING INTERIORS THAT CAPTIVATE THE SENSES

The Nouveau Glamour collection blends cool colors and bold design elements for a stunning visual impact. Brushed, colored, or etched stainless steel or laminate is combined with innovative printed 3D glass to create interiors that stand out and demand attention. These vivid, contemporary designs are the perfect choice for captivating the senses in upscale environments.





43013

REAR WALL: Siberian Glaze (GW1) colored glass, Brushed Stainless Steel (4SS) frame
SIDE WALLS: Brushed Stainless Steel (4SS)
CEILING: Large, uniform LED light panel (CL151) Brushed Stainless Steel (4SS)
HANDRAIL: Flat, straight ends (HR63) Brushed Stainless Steel (4SS)
SKIRTING: Brushed Stainless Steel (4SS)



43014

REAR WALL: Frozen Lemon (GW14) colored glass, Golden Brushed Stainless Steel (SS1) frame
SIDE WALLS: Golden Brushed Stainless Steel (SS1)
CEILING: Large, uniform LED light panel (CL151) Golden Brushed Stainless Steel (SS1)
HANDRAIL: Flat, straight ends (HR63) Brushed Stainless Steel (4SS)
SKIRTING: Golden Brushed Stainless Steel (SS1)



43015

REAR WALL: Frozen Orange (GW12) colored glass, Brushed Stainless Steel (4SS) frame
SIDE WALLS: Brushed Stainless Steel (4SS)
CEILING: Round LED spotlights (CL88) Brushed Stainless Steel (4SS)
HANDRAIL: Flat, straight ends (HR63) Brushed Stainless Steel (4SS)
SKIRTING: Brushed Stainless Steel (4SS)



43016

REAR WALL: Frozen Blue (GW13) colored glass, Brushed Stainless Steel (4SS) frame
SIDE WALLS: Brushed Stainless Steel (4SS)
CEILING: Round LED spotlights (CL88) Brushed Stainless Steel (4SS)
HANDRAIL: Flat, straight ends (HR63) Brushed Stainless Steel (4SS)
SKIRTING: Brushed Stainless Steel (4SS)



43017

REAR WALL: White Ornament (G16) patterned glass, Golden Brushed Stainless Steel (SS1) frame
SIDE WALLS: Golden Brushed Stainless Steel (SS1)
CEILING: Large, uniform LED light panel (CL151) Golden Brushed Stainless Steel (SS1)
HANDRAIL: Flat, straight ends (HR63) Brushed Stainless Steel (4SS)
SKIRTING: Golden Brushed Stainless Steel (SS1)



43018

REAR WALL: Mirror Blocks (G15) patterned glass, Brushed Stainless Steel (4SS) frame
SIDE WALLS: Brushed Stainless Steel (4SS)
CEILING: Large, uniform LED light panel (CL151) Brushed Stainless Steel (4SS)
HANDRAIL: Flat, straight ends (HR63) Brushed Stainless Steel (4SS)
SKIRTING: Brushed Stainless Steel (4SS)



43019

REAR WALL: Classic Bamboo (G11) patterned glass, Brushed Stainless Steel (4SS) frame
SIDE WALLS: Brushed Stainless Steel (4SS)
CEILING: Rectangular LED spotlights (CL98) Brushed Stainless Steel (4SS)
HANDRAIL: Flat, straight ends (HR63) Brushed Stainless Steel (4SS)
SKIRTING: Brushed Stainless Steel (4SS)



43020

REAR WALL: Night High-rise (G9) patterned glass, Brushed Stainless Steel (4SS) frame
SIDE WALLS: Brushed Stainless Steel (4SS)
CEILING: Square LED spotlights (CL97) Brushed Stainless Steel (4SS)
HANDRAIL: Flat, straight ends (HR63) Brushed Stainless Steel (4SS)
SKIRTING: Brushed Stainless Steel (4SS)



KONE provides innovative and eco-efficient solutions for elevators, escalators and the systems that integrate them with today's intelligent buildings.

We support our customers every step of the way; from design, manufacturing and installation to maintenance and modernization. KONE is a global leader in helping our customers manage the smooth flow of people and goods throughout their buildings.

Our commitment to customers is present in all KONE solutions. This makes us a reliable partner throughout the life cycle of the building.

We challenge the conventional wisdom of the industry. We are fast, flexible, and we have a well-deserved reputation as a technology leader, with such innovations as KONE MonoSpace®, KONE EcoMod™, and KONE UltraRope®.

KONE employs over 60,000 dedicated professionals to serve you globally and locally.

KONE
kone.us